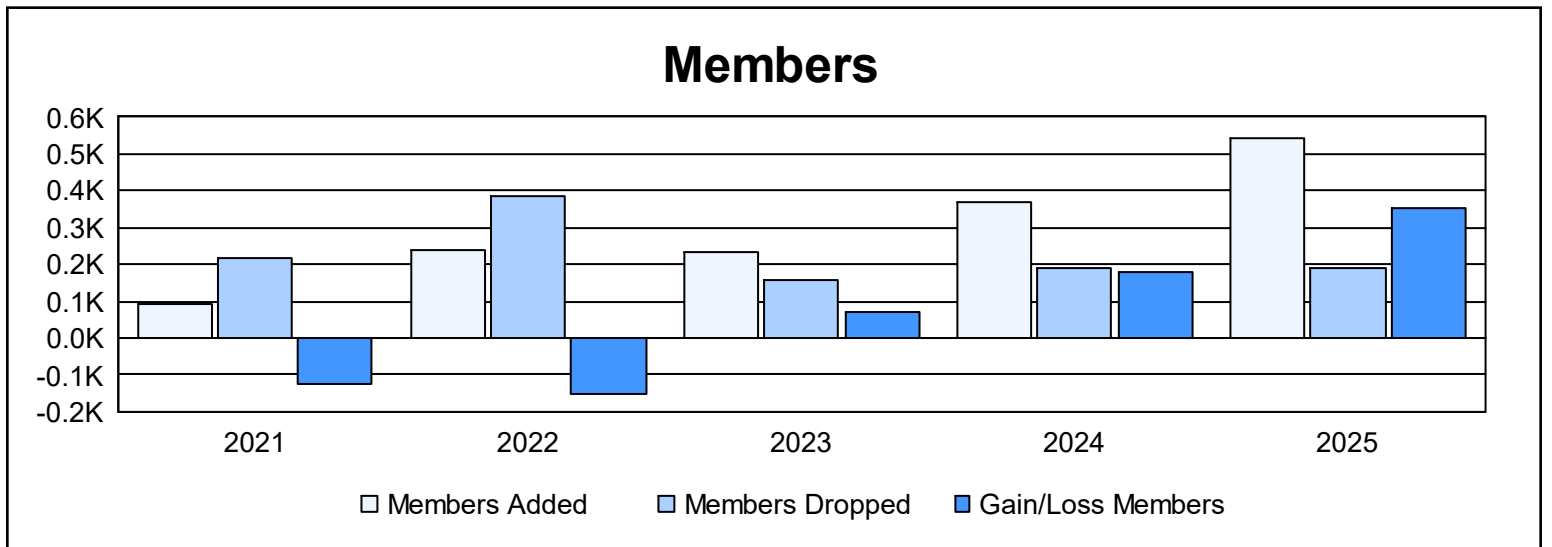
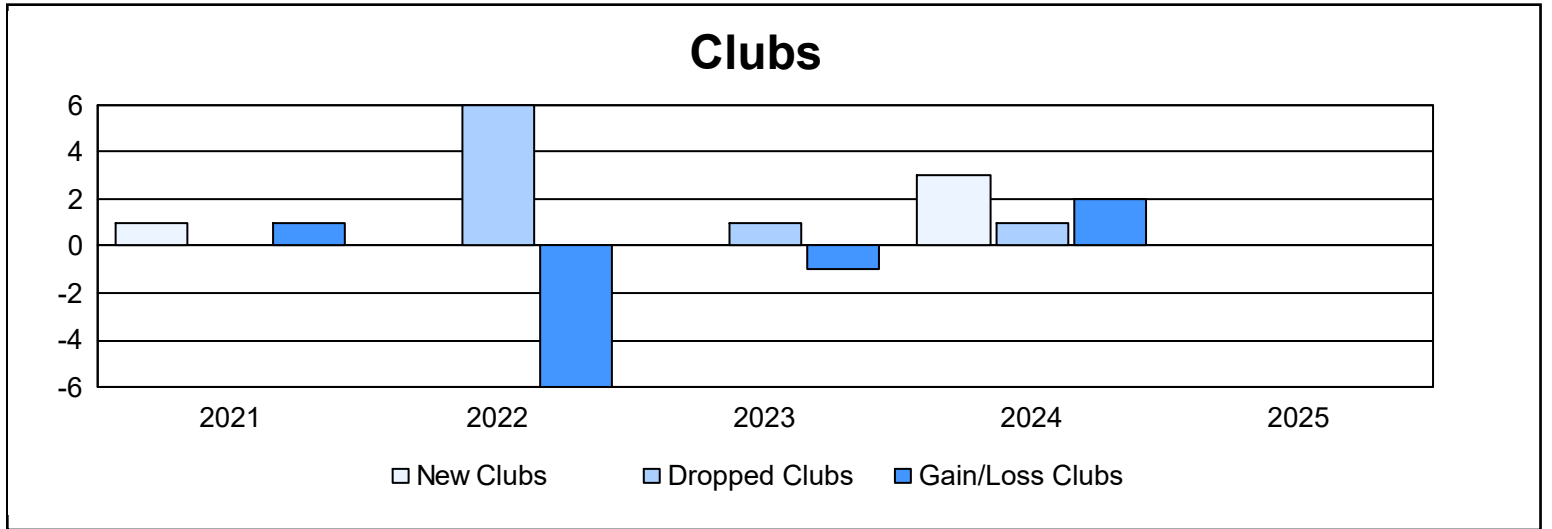
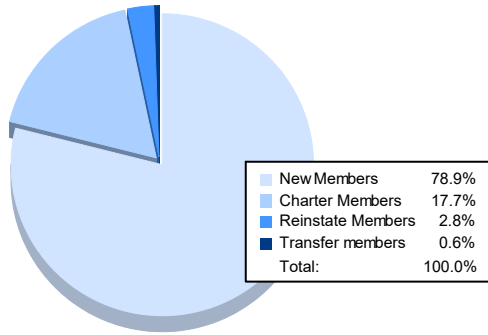


Year	New Clubs	Dropped Clubs	Gain/ Loss Clubs	New Members	Charter Members	Reinstate Members	Transfer Members	Total Member Added	Total Members Dropped	Gain/ Loss Members
2020-2021	1	0	1	55	28	5	3	91	218	-127
2021-2022	0	6	-6	144	16	61	16	237	387	-150
2022-2023	0	1	-1	210	4	8	9	231	160	71
2023-2024	3	1	2	273	70	10	14	367	188	179
2024-2025				427	96	15	3	541	190	351
<b>Average</b>	<b>1</b>	<b>2</b>	<b>-1</b>	<b>222</b>	<b>43</b>	<b>20</b>	<b>9</b>	<b>293</b>	<b>229</b>	<b>65</b>



### Membership Composition June 2025 Cumulative



### Gender Composition June 2025 Cumulative

